

15 dBiC CIRCULARLY POLARIZED ANTENNA

- Low Sidelobes to Minimize Multipath
- Rugged Shipboard Design

WIRELESS

Model DCP-2100 Part No. 1000-2221-201

The DCP-2100 is a right hand circularly polarized dipole array enclosed in rugged weatherproof anodized aluminum housing. The antenna is specifically designed for data applications in the 2.1 ~ 2.5 GHz band. The antenna can be mounted on a pole or flat surface such as a wall or bulkhead. A type N female connector is provided on the back for connection.

The fundamental advantage of circular polarization is that all reflections change the direction of polarization, precluding the usual addition or subtraction of main and reflected signals.


Antenna exhibits low sidelobes to minimize multipath. Rugged design to withstand rigorous service requirements.



ELECTRICAL SPECIFICATIONS

SPECS	PERFORMANCE
Frequency Range	2100-2500 MHz
VSWR	1.5:1 Max
Forward Gain	15.5 dBiC
Polarization	Right-Hand Circular
Max Power Input	100 Watts
Impedance	50 Ohms
Elevation (Vertical) -3 dB Beamwidth	28° +/- 2°
Azimuth (Horizontal) -3 dB Beamwidth	28° +/- 2°
Front-to-Back Ratio, Avg (dB)	25

MECHANICAL & ENVIRONMENTAL SPECIFICATIONS

SPECS	PERFORMANCE
Connector	Type "N" Female
Mounting	2.38 Max O.D. Tube
Dimensions and Weight <small>W/O Mounting Hardware</small>	14.7 Inches x 14.3 Inches x 6.4 Inches (373.4 mm x 363.2 mm x 162.6 mm) / 4.5 lbs. (2.04 kg)
Color	Gray
Environment	Indoor/ Outdoor/ Shipboard Capable
Wind Survival	125 MPH (201.2 km)
Lightning Protection	Direct Ground 



101 S. E. 25th Avenue
Mineral Wells, TX 76067

800.553.1507 (USA ONLY)

p: 940.325.3301

f: 940.325.0716

e:sales@antennaproducts.com

www.antennaproducts.com

Pursuant to APC's policy of continuous product improvement, specifications are subject to change without notice or obligation.

PATTERN(S)

SEE PAGE 2

Communication Solutions For A Wireless World

15 dBiC CIRCULARLY POLARIZED ANTENNA

- Low Sidelobes to Minimize Multipath
- Rugged Shipboard Design

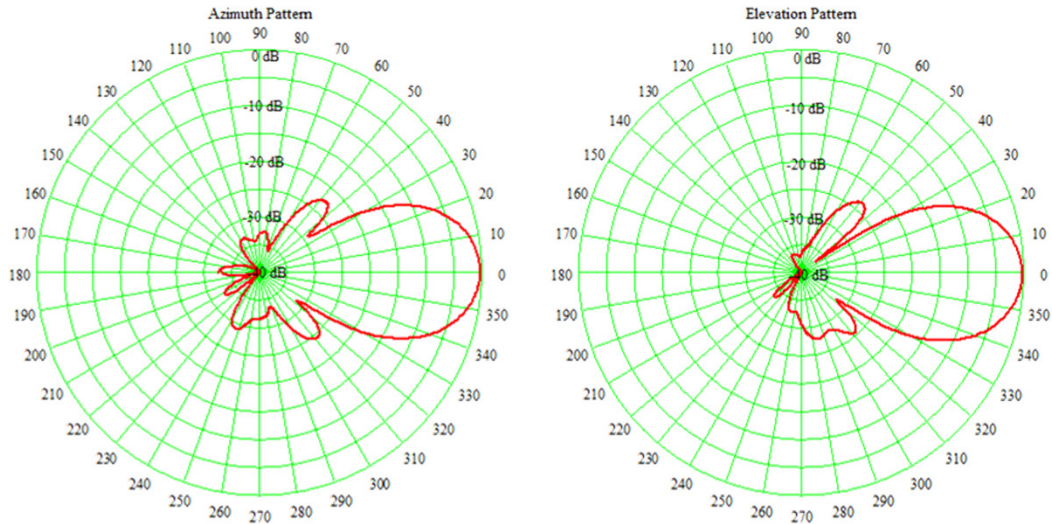
WIRELESS



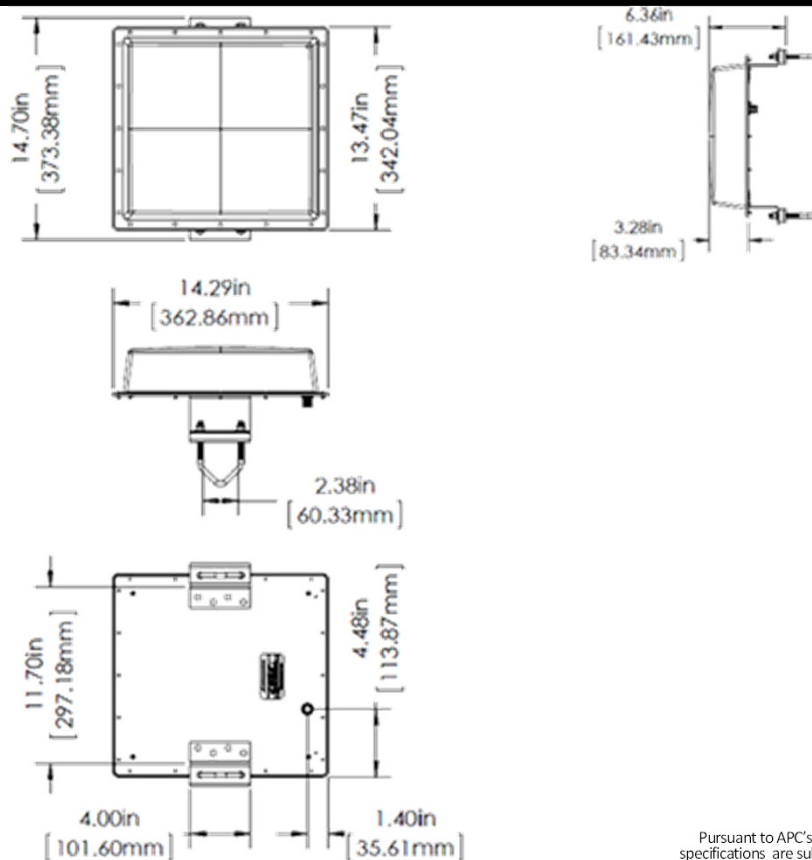
Model DCP-2100

Part No. 1000-2221-201

Azimuth/Elevation Patterns



Mounting Views



Pursuant to APC's policy of continuous product improvement, specifications are subject to change without notice or obligation.